

Mixed-symmetry octupole and hexadecapole excitations in the $N = 52$ isotones

A. Hennig,^{1,*} M. Spieker,¹ V. Werner,^{2,3} T. Ahn,^{2,†} V. Anagnostatou,^{2,4} N. Cooper,² V. Derya,¹ M. Elvers,^{1,2} J. Endres,¹ P. Goddard,^{2,4} A. Heinz,^{2,5} R. O. Hughes,^{2,6} G. Ilie,^{2,7} M. N. Mineva,⁸ P. Petkov,^{1,8} S. G. Pickstone,¹ N. Pietralla,³ D. Radeck,^{1,2} T. J. Ross,^{4,6} D. Savran,^{9,10} and A. Zilges¹

¹*Institut für Kernphysik, Universität zu Köln, D-50937 Köln, Germany*

²*Wright Nuclear Structure Laboratory, Yale University, New Haven, Connecticut 06520, USA*

³*Institut für Kernphysik, Technische Universität Darmstadt, D-6489 Darmstadt, Germany*

⁴*Department of Physics, University of Surrey, Guildford GU2 7XH, UK*

⁵*Fundamental Fysik, Chalmers Tekniska Högskola, SE-41296 Göteborg, Sweden*

⁶*University of Richmond, Richmond, Virginia 23173, USA*

⁷*National Institute for Physics and Nuclear Engineering, Bucharest-Magurele, RO-77125, Romania*

⁸*Institute for Nuclear Research and Nuclear Energy, Bulgarian Academy of Sciences, BG-1784 Sofia, Bulgaria*

⁹*ExtreMe Matter Institute EMMI and Research Division, GSI, D-64291 Darmstadt, Germany*

¹⁰*Frankfurt Institute for Advanced Studies FIAS, D-60438 Frankfurt a.M., Germany*

(Received 18 August 2014; published 11 November 2014)

Background: Excitations with mixed proton-neutron symmetry have been previously observed in the $N = 52$ isotones. Besides the well-established quadrupole mixed-symmetry states (MSS), octupole and hexadecapole MSS have been recently proposed for the nuclei ^{92}Zr and ^{94}Mo .

Purpose: The heaviest stable $N = 52$ isotone ^{96}Ru was investigated to study the evolution of octupole and hexadecapole MSS with increasing proton number.

Methods: Two inelastic proton-scattering experiments on ^{96}Ru were performed to extract branching ratios, multipole mixing ratios, and level lifetimes. From the combined data, absolute transition strengths were calculated.

Results: Strong $M1$ transitions between the lowest-lying 3^- and 4^+ states were observed, providing evidence for a one-phonon mixed-symmetry character of the $3_2^{(-)}$ and 4_2^+ states.

Conclusions: sdg -IBM-2 calculations were performed for ^{96}Ru . The results are in excellent agreement with the experimental data, pointing out a one-phonon hexadecapole mixed-symmetry character of the 4_2^+ state. The $\langle 3_1^- || M1 || 3_2^{(-)} \rangle$ matrix element is found to scale with the $\langle 2_s^+ || M1 || 2_{ms}^+ \rangle$ matrix element.

DOI: [10.1103/PhysRevC.90.051302](https://doi.org/10.1103/PhysRevC.90.051302)

PACS number(s): 21.10.Re, 21.10.Tg, 23.20.Lv, 21.60.Ev

Introduction. Protons and neutrons are the building blocks of atomic nuclei, which feature collective excitations which are symmetric or not symmetric with respect to the proton-neutron degree of freedom [1]. Excitations resulting from the antisymmetric coupling of proton and neutron eigenstates are usually referred to as mixed-symmetry states (MSS), whereas the symmetric coupling results in fully symmetric states (FSS) [2]. Mixed-symmetry quadrupole excitations are predicted within the sd proton-neutron version of the interacting boson model (sd -IBM-2) [3–6], where s and d bosons are obtained by coupling protons and neutrons to pairs with angular momentum $L = 0$ and $L = 2$, respectively. In the IBM-2, MSS and FSS can be distinguished by their F -spin quantum number [4,5], which is the bosonic analog of isospin for fermions. Strong F -vector ($\Delta F = 1$) $M1$ transitions from MSS to their symmetric counterparts are predicted by the model. In the IBM-1, where proton and neutron bosons are not distinguished, $M1$ transitions with a one-body $M1$ transition operator are forbidden. Thus, $M1$ transitions serve as a key signature for MSS [7,8].

Mixed-symmetry quadrupole excitations are well established in the stable $N = 52$ isotones [8–17], see Ref. [8] for a review. In addition, the existence of higher-order multipolarity mixed-symmetry states has been recently proposed for the $N = 52$ isotones ^{92}Zr and ^{94}Mo , namely, of octupole ($L = 3$) [14,18,19] and hexadecapole ($L = 4$) character [14,15,20]. As for the quadrupole MSS, experimental evidence came from the observation of remarkably strong $M1$ transition strengths in the order of $\sim 1\mu_N^2$ between the lowest-lying 3^- and 4^+ states, respectively.

Candidates for octupole excitations with mixed-symmetry character have been proposed in various nuclei in the $A \approx 100$ mass region [19], among others also in the $N = 52$ isotones ^{92}Zr and ^{94}Mo [14,15]. MS octupole excitations were predicted in sd f-IBM-2 calculations [18]. Along with the $M1$ fingerprint, a sizable $E1$ transition to the FS one-phonon quadrupole state 2_s^+ is expected in the $U_{\pi\nu}(1) \otimes U_{\pi\nu}(5) \otimes U_{\pi\nu}(7)$ limit, according to the two-body nature of the $E1$ operator [19,21]. In addition, a strong $E1$ transition to the MS one-phonon quadrupole state 2_{ms}^+ has been observed in the case of ^{94}Mo .

Recently, the strong $M1$ transition between the lowest-lying 4^+ states of ^{94}Mo was successfully reproduced within the sdg -IBM-2 without abandoning the description of quadrupole MSS [20], suggesting the strong $M1$ transition to result from MS and FS one-phonon hexadecapole components in the 4_2^+ and 4_1^+ states, respectively. Additional evidence for

*hennig@ikp.uni-koeln.de

†Present address: Department of Physics, University of Notre Dame, Notre Dame, Indiana 46556, USA.

this interpretation is provided by shell-model calculations for ^{92}Zr and ^{94}Mo [12,14,22], indicating dominant $\nu = 2$, $j = 4$ configurations for the lowest-lying 4^+ states. These are by definition identified with g bosons in the IBM; here, ν denotes the seniority.

The study in Ref. [20] was based on the only experimentally known case at that time. The intention of the present work is to show that the case of ^{94}Mo is not exceptional, but that the presence of hexadecapole components in the wave functions of low-lying 4^+ states in near-spherical nuclei in the $A \sim 100$ mass region is a general phenomenon. For this purpose, we have studied the heaviest stable $N = 52$ isotope ^{96}Ru in two proton-scattering experiments. In addition, the structure of the low-lying 4^+ states was investigated in the framework of *sdg*-IBM-2 calculations. Details on the experimental aspects will be given in a more extensive article.

Experiments. To identify MSS based on absolute transition strength, two inelastic proton scattering experiments were performed. The first one at the Wright Nuclear Structure Laboratory (WNSL) at Yale University, USA, the second one at the Institute for Nuclear Physics at the University of Cologne, Germany.

In the former, an 8.4 MeV proton beam, provided by the ESTU Tandem accelerator, impinged on a $106 \mu\text{g}/\text{cm}^2$ enriched ^{96}Ru target, supported by a ^{12}C backing with a thickness of $14 \mu\text{g}/\text{cm}^2$. The scattered protons were detected using five silicon surface-barrier detectors, positioned predominantly at backward angles. For the γ -ray detection, eight BGO-shielded Clover-type HPGe detectors of the YRAST Ball spectrometer [23] were used. Further information on the experimental setup can be found in Ref. [24]. From the energy information of scattered protons, the excitation energy E_x was deduced on an event-by-event basis. Thus, γ -decay branching ratios were extracted with high sensitivity from the acquired $p\gamma$ coincidence data by gating on a specific excitation energy [25]. Spin quantum numbers and multipole mixing ratios were obtained by means of the $\gamma\gamma$ angular-correlation technique [26].

For the extraction of level lifetimes, a second proton-scattering experiment was performed at the Institute for Nuclear Physics at the University of Cologne. The same target was bombarded with a 7.0 MeV proton beam, provided by the 10 MV FN Tandem accelerator. For the coincident detection of the scattered protons and deexciting γ rays, the particle-detector array SONIC, equipped with six passivated implanted planar silicon (PIPS) detectors, was embedded within the γ -ray spectrometer HORUS. Nuclear level lifetimes were measured by means of the Doppler-shift attenuation method (DSAM) [27,28] using $p\gamma$ coincidence data [29]. Peak centroids were extracted from γ -ray spectra that were gated on the excitation energy of the level of interest. This way, feeding from higher-lying states was eliminated. The stopping process of the recoil nuclei in the target and stopper material was modeled by means of a Monte Carlo simulation [30] using the computer code DSTOP96 [28] which is based on the code DESASTOP [31]. More detailed information on the experimental technique and the data analysis will be the subject of an upcoming publication. Absolute transition strengths were

finally calculated from the combined experimental data of both experiments.

Mixed-symmetry octupole excitations. For the $J = 3$ state of ^{96}Ru at 3076 keV, a negative parity has been previously assigned based on the observation of a γ decay to the 5^- state at 2588 keV [32]. As in [13], this γ decay was not confirmed in the present experiments. However, since the 3_{ms}^- candidates of ^{94}Mo (3011 keV) and ^{92}Zr (3040 keV) have been observed at similar excitation energies, a negative parity was assigned tentatively. With this assumption, an $M1$ transition strength of $B(M1) = 0.14(4) \mu_N^2$ was obtained for the $3_2^{(-)} \rightarrow 3_1^-$ transition. Therewith, the $3_2^{(-)}$ state is a likely candidate for the one-phonon MS octupole state. As for the case of ^{94}Mo , an $E1$ strength of $B(E1) = 0.14(3)$ mW.u. to the known 2_{ms}^+ state at $E_x = 2283$ keV was obtained. However, only a weak $E1$ strength of $B(E1) = 0.0017(3)$ mW.u. was extracted for the $3_2^{(-)} \rightarrow 2_s^+$ transition.

As expected for collective excitations, the $3_2^- \rightarrow 3_1^-$ $M1$ matrix element scales with the one for the $2_{\text{ms}}^+ \rightarrow 2_s^+$ transition for several nuclei in the $A \approx 100$ mass region [19], in particular also for the $N = 52$ isotones ^{92}Zr and ^{94}Mo . With the bare g factors ($g_\pi = 1$ and $g_\nu = 0$), a value of $\sqrt{14/5} \approx 1.67$ is predicted in the $U_{\pi\nu}(1) \otimes U_{\pi\nu}(5) \otimes U_{\pi\nu}(7)$ limit of the *sdg*-IBM-2 for the ratio of the matrix elements [18]. The experimental ratios are close to unity but stay rather constant [19]. Only the value for ^{96}Mo deviates from the others by a factor of 2. From our new data, we calculated a ratio of $\frac{\langle 3_1^- || M1 || 3_2^{(-)} \rangle}{\langle 2_s^+ || M1 || 2_{\text{ms}}^+ \rangle} = 0.53(9)$ for ^{96}Ru , close to the value for ^{96}Mo . The deviation of the ratio for ^{96}Ru compared to the values for the other $N = 52$ isotones might result from the more $O(6)$ -like structure of ^{96}Ru compared to, e.g., ^{94}Mo (see below).

Hexadecapole excitations. For the $J = 4$ state of ^{96}Ru at $E_x = 2462$ keV, a positive parity was assigned because of a newly observed γ decay to the 2_1^+ state. A lifetime of $\tau = 140_{-40}^{+70}$ fs has been previously reported for this state [32], characterized by large uncertainties in the determination of the Doppler-shift attenuation factor. From our present analysis a lifetime of $\tau = 72(5)$ fs was extracted. Figure 1 shows the centroid energy of the $E_\gamma^0 = 944$ keV $4_2^+ \rightarrow 4_1^+$ γ transition as a function of $\cos(\theta)$, where θ is the angle between the initial direction of motion of the recoil nucleus and the

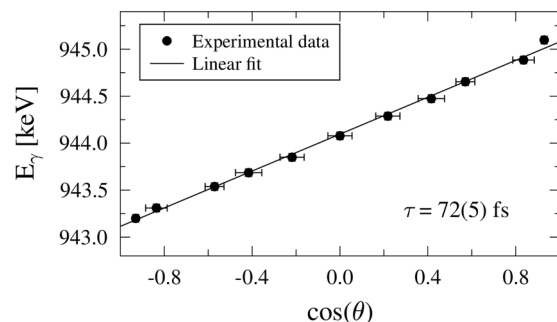


FIG. 1. Centroid shift of the $E_\gamma^0 = 944$ keV $4_2^+ \rightarrow 4_1^+$ γ transition of ^{96}Ru as a function of $\cos(\theta)$. θ is the angle between the recoil direction of motion and the direction in which the γ ray is emitted. From the slope, the Doppler-shift attenuation factor is calculated.

direction of the γ -ray emission. For the transition to the 4_1^+ state, an $M1$ transition strength of $0.90(18) \mu_N^2$ was derived, which is even stronger than the $M1$ strength of the $2_{ms}^+ \rightarrow 2_s^+$ transition [11]. The $M1$ strength between the lowest-lying 4^+ states of ^{94}Mo is of comparable size [14]. Hence, the 4_2^+ state is a likely candidate to show one-phonon hexadecapole MS contributions.

sdg-IBM-2 calculations. The first *sdg-IBM-2* calculations on the $N = 52$ isotones were performed by Casperson *et al.* for the nucleus ^{94}Mo [20]. For the first time, the strong $M1$ transition between the lowest-lying 4^+ states in ^{94}Mo was reproduced without deteriorating the description of the well-established quadrupole mixed-symmetry features. Motivated by this work, we chose the same Hamiltonian and transition operators for the description of ^{96}Ru :

$$\hat{H} = c \left\{ (1 - \zeta) [\hat{n}_{d\pi} + \hat{n}_{d\nu} + \alpha(\hat{n}_{g\pi} + \hat{n}_{g\nu})] - \frac{\zeta}{4N} (\hat{Q}_\pi + \hat{Q}_\nu)(\hat{Q}_\pi + \hat{Q}_\nu) + \lambda_{sd} \hat{M}_{sd} + \lambda_{sg} \hat{M}_{sg} \right\}, \quad (1)$$

with

$$\hat{Q}_\rho = [s_\rho^\dagger \tilde{d}_\rho + d_\rho^\dagger \tilde{s}_\rho]^{(2)} + \beta [d_\rho^\dagger \tilde{g}_\rho + g_\rho^\dagger \tilde{d}_\rho]^{(2)} + \chi_d [d_\rho^\dagger \tilde{d}_\rho]^{(2)} + \chi_g [g_\rho^\dagger \tilde{g}_\rho]^{(2)}, \quad (2)$$

and $\rho = \pi, \nu$. The $M1$ and $E2$ transition operators are defined as

$$\hat{T}(M1) = \sqrt{\frac{3}{4\pi}} (g_{d\pi} \hat{L}_{d\pi} + g_{d\nu} \hat{L}_{d\nu} + g_{g\pi} \hat{L}_{g\pi} + g_{g\nu} \hat{L}_{g\nu}) \quad (3)$$

and

$$\hat{T}(E2) = e_{B\pi} \hat{Q}_\pi + e_{B\nu} \hat{Q}_\nu, \quad (4)$$

respectively. For detailed information on the Hamiltonian and the transition operators, see [20]. The calculations were performed with the computer code ARBMODEL [33]. The number of valence bosons was chosen with respect to ^{100}Sn as inert core, resulting in $N_\pi = 3$ and $N_\nu = 1$.

To reduce the number of parameters, the proton g factors $g_{d\pi}$ and $g_{g\pi}$ were set equal and the neutron effective charges $e_{B\nu}$, and g factors $g_{d\nu}$ and $g_{g\nu}$ were set to zero, as were the parameters χ_d and χ_g . To fix the remaining five free parameters of the Hamiltonian, a parameter scan was performed to optimize the calculation to reproduce the energy of the 2_1^+ state, the $R_{4/2}$ ratio, the $B(E2; 4_1^+ \rightarrow 2_1^+)/B(E2; 2_1^+ \rightarrow 0_1^+)$ ratio, the energy of the known one-phonon quadrupole MSS, which is the 2_3^+ state of ^{96}Ru [11], and the $B(M1; 4_2^+ \rightarrow 4_1^+)/B(M1; 2_3^+ \rightarrow 2_1^+)$ ratio.

The effective charges $e_{B\rho}$ set the scale for $E2$ transitions and were fixed to reproduce the $B(E2; 2_1^+ \rightarrow 0_1^+)$ value. The g factor $g_\pi = g_{d\pi} = g_{g\pi}$ was fixed to describe the $B(M1; 2_3^+ \rightarrow 2_1^+)$ value. The obtained parameters are quoted in Table I and are similar to those obtained for ^{94}Mo [20]. The larger value of $\zeta = 0.78$ for ^{96}Ru indicates a more $O(6)$ -like structure compared to ^{94}Mo . Only little difference is found for the excitation energies of the d and g bosons for ^{96}Ru , governed by the parameter α .

TABLE I. *sdg-IBM-2* parameters obtained from the parameter scan for ^{96}Ru compared with the parameters obtained for ^{94}Mo [20]. $e_{B\pi}$ is quoted in units of $\sqrt{W.u.}$, $g_{\rho\pi}$ is quoted in units of μ_N . See also [20] for details.

Parameter	^{96}Ru	^{94}Mo
c	5.58	3.53
ζ	0.78	0.64
α	1.1	1.4
β	1.5	1.86
λ_{sd}	0.026	0.05
λ_{sg}	0.018	0.016
$e_{B\pi}$	2.26	1.83
g_π	1.34	1.44

The *sdg-IBM-2* with the chosen Hamiltonian and parameters is a simplified approach. A more sophisticated description has to include, for example, nonvanishing parameters $\chi_{d,g}^\rho$ to allow $SU(3)$ contributions. However, the choice of $\chi_{d,g}^\pi \neq \chi_{d,g}^\nu$ would result in a breaking of F -spin symmetry, which was avoided to maintain a clear distinction between MSS and FSS. In addition, the chosen Hamiltonian conserves d parity [34].

The calculated level scheme is in good agreement with the data, as shown in Fig. 2. In particular, the excitation energies of the $4_{1,2}^+$ states are well reproduced. Only for the excitation energies of the 2_4^+ and 2_5^+ states, significant deviations from the experimental values were obtained.

The experimental and calculated level energies as well as the $M1$ and $E2$ transition strengths are compiled in Table II. As for the level scheme, the transition strengths are in overall agreement. Only the transitions depopulating the 3^+ states are predicted too strong by about one order of magnitude. For transitions which are forbidden for the applied Hamiltonian, only small transition strengths are observed experimentally. Of particular interest for the investigation of hexadecapole components in the $4_{1,2}^+$ states is the $4_2^+ \rightarrow 4_1^+$ $M1$ transition. The IBM predicts a transition strength of $1.13 \mu_N^2$ which is close to the experimental value of $0.90(18) \mu_N^2$. No other 4^+ state is found to show enhanced $M1$ transitions to the 4_1^+ state in the calculations. Also the $4_2^+ \rightarrow 2_1^+$ $E2$ transition strength is reproduced by the model. The predicted $E2$ branching with sizable strength of 10.5 W.u. to the 2_3^+ state is way below the experimental sensitivity limit.

The predicted F -spin quantum numbers are shown in Table II as well. F -spin quantum numbers of $F_{\max} - 1$ are obtained for the 2_3^+ , 1_1^+ , 3_2^+ , and 4_2^+ states. From their decay properties, the 2_3^+ state and the 1_1^+ and 3_2^+ states can be identified as the experimentally known one- and two-phonon quadrupole MSS, respectively [11,13]. They will be discussed in an upcoming publication. A mixed-symmetry character is also predicted for the 4_2^+ state. A variation of the strength parameters λ_{sd} and λ_{sg} revealed that the 4_2^+ state is most sensitive to the \hat{M}_{sg} operator. Thus a one-phonon mixed-symmetry hexadecapole character is obtained for the 4_2^+ state. In contrast, a fully symmetric character is predicted for the 4_1^+ state based on the calculated F -spin quantum number.

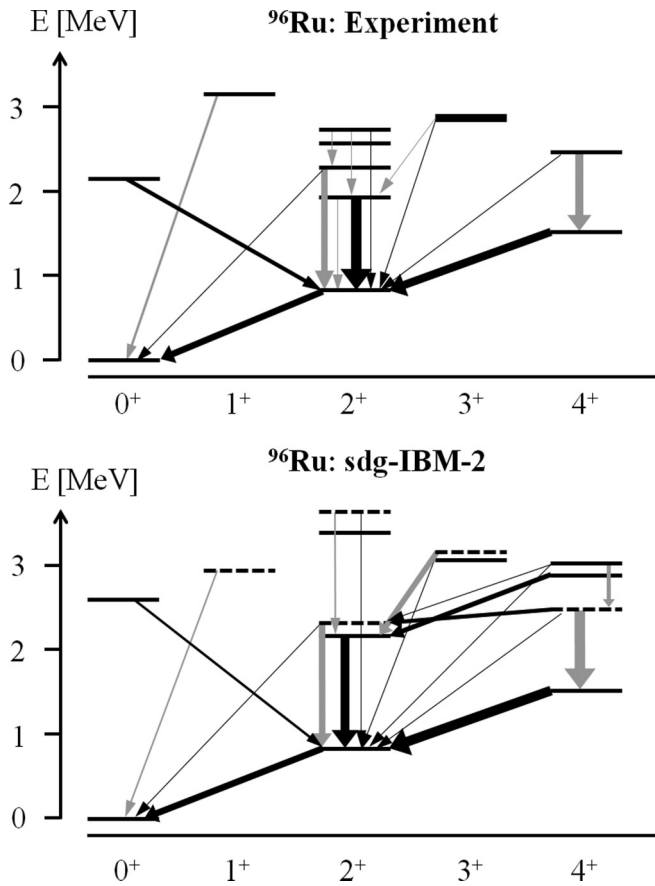


FIG. 2. Comparison of experimental (upper panel) and calculated (lower panel) level schemes for positive-parity low-spin states of ^{96}Ru . $M1$ and $E2$ transitions are indicated by gray and black arrows, respectively. The widths of the arrows are proportional to the transition strengths. States for which the IBM predicts an F -spin quantum number of $F_{\text{max}} - 1$ are marked with dashed lines.

To quantify the amount of $M1$ strength of the $4_2^+ \rightarrow 4_1^+$ transition related to the g - and d -boson parts of the $M1$ operator, the $\langle 4_1^+ || M1 || 4_2^+ \rangle$ matrix element was recalculated with the values $g_{d_x} = 0$ and $g_{g_x} = 0$, respectively. The respective other value was kept at the value obtained from the parameter scan. With a contribution of 83% the $\langle 4_1^+ || M1 || 4_2^+ \rangle$ matrix element is dominated by the g -boson part of the $M1$ operator, while only 17% is related to the d -boson part.

The d - and g -boson contents of the low-lying, positive-parity low-spin states are shown in Fig. 3. With a value of 23%, the largest g -boson content is obtained for the 4_2^+ state, supporting the one-phonon hexadecapole assignment. A similar g -boson contribution is predicted for the 3_1^+ state. This can be explained assuming a dominant $(g^\dagger d^\dagger)^{(3)}$ structure. In this case the $E2$ transition to the 2_1^+ state would be forbidden by d -parity selection rules. This is supported by the calculation and is in remarkable agreement with the data (see Table II). Also for the 4_1^+ state a large g -boson content is obtained which is considerably enhanced compared to, e.g., the 2_2^+ state, which is known to be the 2^+ member of the $(2_s^+ \otimes 2_s^+)$ triplet. In addition to the g -boson content, a d -boson contribution of about 30% is predicted by the IBM for the 4_1^+ state. For the

TABLE II. Experimental level energies and $E2$ and $M1$ transition strengths of ^{96}Ru compared with the results from sdg -IBM-2 calculations. The predicted $E4$ transition strengths for the decay of the lowest 4^+ states to the ground state are shown as well. $E2$ and $E4$ strengths are given in W.u., $M1$ transitions are quoted in units of μ_N^2 . If not indicated differently, the experimental values were obtained in this work. The F -spin quantum number predicted by the IBM is shown in the second column.

	F	Energies		Transition strengths $B(\sigma\lambda)$			
		E_{Expt}	E_{IBM}	$J_i^\pi \rightarrow J_f^\pi$	$\sigma\lambda$	Expt.	IBM
0_1^+	2	0.000	0.000				
1_1^+	1	3.154	2.944	$1_1^+ \rightarrow 0_1^+$	$M1$	0.17(5) ^a	0.13
2_1^+	2	0.832	0.832	$2_1^+ \rightarrow 0_1^+$	$E2$	18.1(5) ^b	18.4
2_2^+	2	1.932	2.165	$2_2^+ \rightarrow 2_1^+$	$M1$	0.05(2)	0
				$2_2^+ \rightarrow 2_1^+$	$E2$	28(9) ^c	24
2_3^+	1	2.283	2.322	$2_3^+ \rightarrow 2_1^+$	$M1$	0.69(14) ^d	0.69
				$2_3^+ \rightarrow 0_1^+$	$E2$	1.36(19)	2.53
3_1^+	2	2.852	3.072	$3_1^+ \rightarrow 2_1^+$	$E2$	<0.01	0
				$3_1^+ \rightarrow 2_1^+$	$M1$	0.008(1)	0
				$3_1^+ \rightarrow 2_2^+$	$E2$	<5.58	14.7
3_2^+	1	2.898	3.158	$3_2^+ \rightarrow 2_1^+$	$E2$	<0.28	3.17
				$3_2^+ \rightarrow 2_2^+$	$E2$	0.02(4)	0
				$3_2^+ \rightarrow 2_2^+$	$M1$	0.078(14)	0.563
4_1^+	2	1.518	1.523	$4_1^+ \rightarrow 2_1^+$	$E2$	22.6(17) ^b	25.6
				$4_1^+ \rightarrow 0_1^+$	$E4$	–	1.09
4_2^+	1	2.462	2.482	$4_2^+ \rightarrow 4_1^+$	$M1$	0.90(18)	1.13
				$4_2^+ \rightarrow 2_1^+$	$E2$	1.52(19)	1.44
				$4_2^+ \rightarrow 2_3^+$	$E2$	< $4 \cdot 10^3$	10.5
				$4_2^+ \rightarrow 0_1^+$	$E4$	–	0.55
4_3^+	2	–	2.884	$4_3^+ \rightarrow 0_1^+$	$E4$	–	0
				$4_3^+ \rightarrow 4_1^+$	$M1$	–	0
4_4^+	2	–	3.025	$4_4^+ \rightarrow 0_1^+$	$E4$	–	0.84
				$4_4^+ \rightarrow 4_1^+$	$M1$	–	0

^aA value of 0.30(4) μ_N^2 was reported in [16].

^bAdopted from [13].

^cA value of 19(4) W.u. was reported in [13].

^dA value of 0.78(23) μ_N^2 was reported in [11].

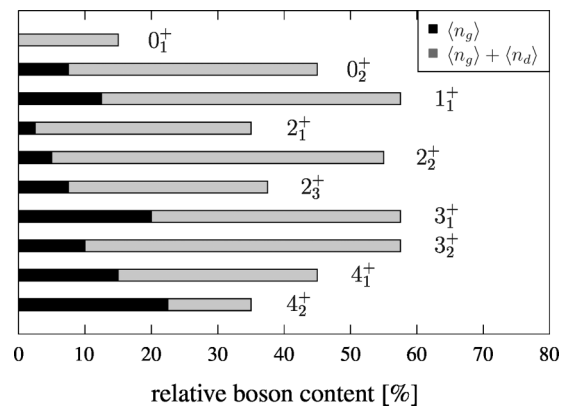


FIG. 3. Calculated g - and $(d + g)$ -boson contents in the low-lying positive-parity states of ^{96}Ru , indicated with black and gray bars, respectively. The remaining fraction is related to s -boson components. Enhanced g -boson contents are predicted for the 1_1^+ , 3_1^+ , 4_1^+ , and 4_2^+ states.

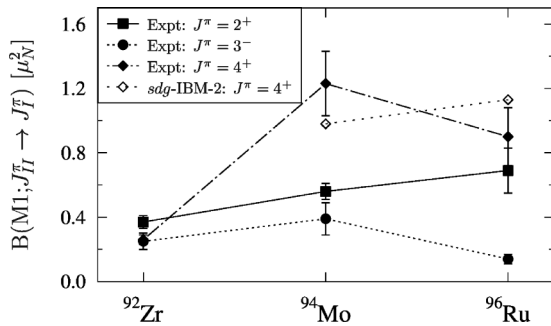


FIG. 4. $M1$ strengths of the one-phonon MSS (J_I^π) to FSS (J_I^π) transitions in the even-even $N = 52$ isotones of quadrupole (full squares), octupole (full circles), and hexadecapole (full diamonds) character. The values obtained in sdg -IBM-2 calculations (open triangles) are shown as well. Data for ^{92}Zr and ^{94}Mo are taken from [15] and [14], respectively. The sdg -IBM-2 results for ^{94}Mo are adopted from [20].

chosen parameter of β , a mixing of the one-phonon g -boson excitation with two-phonon d -boson excitations is allowed, which are at similar energies. This is also reflected by the collective $B(E2; 4_1^+ \rightarrow 2_1^+)$ transition strength. In contrast, the d -boson content of the 4_2^+ state is a factor of 2 less compared to the 4_1^+ state.

If the enhanced g -boson contributions can be attributed to one-phonon hexadecapole contents in the wave functions, this should lead to sizable $E4$ strengths. The $E4$ transition operator was defined in the same way as in [20], namely,

$$\hat{T}(E4) = e_{\pi 1} [s_\pi^\dagger \tilde{g}_\pi + g_\pi^\dagger \tilde{s}_\pi]^{(4)}. \quad (5)$$

Since no $B(E4)$ strengths are known for ^{96}Ru so far, the $e_{\pi 1}$ value was arbitrarily set to $1\sqrt{\text{W.u.}}$. With this, $E4$ transition strengths of 1.09 and 0.55 W.u. are predicted for the 4_1^+ and 4_2^+ states, respectively. Their $E4$ strengths are enhanced compared to, e.g., that of the 4_3^+ state. However, a similar $E4$ transition to the ground state is predicted for the 4_4^+ state as well. Further constraints for the $E4$ transition operator might be obtained from a measurement of $E4$ strengths, e.g., in (e, e') experiments.

To conclude, the sdg -IBM-2 calculations provide strong evidence for MS and FS one-phonon hexadecapole contributions to the lowest-lying 4^+ states of ^{96}Ru . However, other mechanisms such as the g factors of the individual microscopic configurations in their wave functions have to be considered as well as being responsible for the generation of $M1$ strengths

between low-lying 4^+ states. They might be studied within the scope of shell-model calculations with realistic interactions or the quasiparticle phonon model (QPM).

Comparison to ^{92}Zr and ^{94}Mo . With the new experimental data obtained in this work, one-phonon MSS of quadrupole and possible octupole and hexadecapole character were studied in the $N = 52$ isotones as a function of proton number. Figure 4 shows the $M1$ transition strengths of the one-phonon MS to FS states for the different multiplicities for the nuclei ^{92}Zr , ^{94}Mo , and ^{96}Ru . While for the quadrupole states an increase of $M1$ strength is observed with increasing proton number, the $M1$ strength decreases from ^{94}Mo to ^{96}Ru for higher multiplicities. It has to be mentioned that the decrease might be related to a possible fragmentation of the one-phonon octupole and hexadecapole mixed-symmetry states which cannot be excluded on the basis of the present experimental data.

The trend for the quadrupole states agrees with shell-model calculations, predicting a maximum $M1$ strength for ^{96}Ru , based on the concept of configuration isospin polarization (CIP) [35]. Unfortunately, no results on 4^+ states were reported in Ref. [35]. The decrease of the $M1$ strengths for the 4^+ states with increasing proton number is not reproduced by the IBM, which predicts a similar trend as for the quadrupole states.

Summary. The observation of strong $M1$ transitions in ^{96}Ru between the lowest-lying 3^- and 4^+ states provides experimental evidence for one-phonon mixed-symmetry octupole and hexadecapole components in the wave functions of the 3_2^- and 4_2^+ states, respectively. The interpretation on the latter is supported by sdg -IBM-2 calculations. Together with the results of Ref. [20], the new data on ^{96}Ru suggest that the presence of hexadecapole components in the wave functions of low-lying 4^+ states is a general phenomenon in near-spherical nuclei.

Acknowledgments. The authors thank R. Casperson and S. Heinze for support with the IBM calculations and A. Poves for useful discussions. Furthermore, we highly acknowledge the support of the accelerator staff at WNSL, Yale, and IKP, Cologne, during the beam times. This work is supported by the DFG under Grants No. ZI 510/4-2 and No. SFB 634, the U.S. Department of Energy Grant No. DE-FG02-01ER40609, and the BMBF Grant No. 05P12RDFN8. P.P. is grateful for the financial support of the Bulgarian Science Fund under Contract DFNI-E 01/2. D.R. and D.S. acknowledge the German Academic Exchange Service (DAAD) for financial support. S.G.P. and M.S. are supported by the Bonn-Cologne Graduate School of Physics and Astronomy.

[1] K. Heyde and J. Sau, *Phys. Rev. C* **33**, 1050 (1986).
 [2] F. Iachello, *Phys. Rev. Lett.* **53**, 1427 (1984).
 [3] A. Arima and F. Iachello, *Phys. Rev. Lett.* **35**, 1069 (1975).
 [4] A. Arima, T. Otsuka, F. Iachello, and I. Talmi, *Phys. Lett. B* **66**, 205 (1977).
 [5] T. Otsuka, A. Arima, and F. Iachello, *Nucl. Phys. A* **309**, 1 (1978).
 [6] P. van Isacker, K. Heyde, J. Jolie, and A. Sevrin, *Ann. Phys. (NY)* **171**, 253 (1986).

[7] K. Heyde, P. von Neumann-Cosel, and A. Richter, *Rev. Mod. Phys.* **82**, 2365 (2010).
 [8] N. Pietralla, P. von Brentano, and A. F. Lisetskiy, *Prog. Part. Nucl. Phys.* **60**, 225 (2008).
 [9] N. Pietralla, C. Fransen, D. Belic, P. von Brentano, C. Frießner, U. Kneissl, A. Linnemann, A. Nord, H. H. Pitz, T. Otsuka, I. Schneider, V. Werner, and I. Wiedenhöver, *Phys. Rev. Lett.* **83**, 1303 (1999).
 [10] N. Pietralla, C. Fransen, P. von Brentano, A. Dewald, A. Fitzler, C. Frießner, and J. Gableske, *Phys. Rev. Lett.* **84**, 3775 (2000).

- [11] N. Pietralla, C. J. Barton, R. Krücken, C. W. Beausang, M. A. Caprio, R. F. Casten, J. R. Cooper, A. A. Hecht, H. Newman, J. R. Novak, and N. V. Zamfir, *Phys. Rev. C* **64**, 031301(R) (2001).
- [12] V. Werner, D. Belic, P. von Brentano, C. Fransen, A. Gade, H. von Garrel, J. Jolie, U. Kneissl, C. Kohstall, A. Linnemann, A. F. Lisetskiy, N. Pietralla, H. H. Pitz, M. Scheck, K.-H. Speidel, F. Stedile, and S. W. Yates, *Phys. Lett. B* **550**, 140 (2002).
- [13] H. Klein, A. F. Lisetskiy, N. Pietralla, C. Fransen, A. Gade, and P. von Brentano, *Phys. Rev. C* **65**, 044315 (2002).
- [14] C. Fransen, N. Pietralla, Z. Ammar, D. Bandyopadhyay, N. Boukharouba, P. von Brentano, A. Dewald, J. Gableske, A. Gade, J. Jolie, U. Kneissl, S. R. Leshner, A. F. Lisetskiy, M. T. McEllistrem, M. Merrick, H. H. Pitz, N. Warr, V. Werner, and S. W. Yates, *Phys. Rev. C* **67**, 024307 (2003).
- [15] C. Fransen, V. Werner, D. Bandyopadhyay, N. Boukharouba, S. R. Leshner, M. T. McEllistrem, J. Jolie, N. Pietralla, P. von Brentano, and S. W. Yates, *Phys. Rev. C* **71**, 054304 (2005).
- [16] A. Linnemann, C. Fransen, M. Gorska, J. Jolie, U. Kneissl, P. Knoch, D. Mücher, H. H. Pitz, M. Scheck, C. Scholl, and P. von Brentano, *Phys. Rev. C* **72**, 064323 (2005).
- [17] J. N. Orce, J. D. Holt, A. Linnemann, C. J. McKay, S. R. Leshner, C. Fransen, J. W. Holt, A. Kumar, N. Warr, V. Werner, J. Jolie, T. T. S. Kuo, M. T. McEllistrem, N. Pietralla, and S. W. Yates, *Phys. Rev. Lett.* **97**, 062504 (2006).
- [18] N. A. Smirnova, N. Pietralla, T. Mizusaki, and P. van Isacker, *Nucl. Phys. A* **678**, 235 (2000).
- [19] M. Scheck, P. A. Butler, C. Fransen, V. Werner, and S. W. Yates, *Phys. Rev. C* **81**, 064305 (2010).
- [20] R. J. Casperson, V. Werner, and S. Heinze, *Phys. Lett. B* **721**, 51 (2013).
- [21] N. Pietralla, C. Fransen, A. Gade, N. A. Smirnova, P. von Brentano, V. Werner, and S. W. Yates, *Phys. Rev. C* **68**, 031305(R) (2003).
- [22] A. F. Lisetskiy, N. Pietralla, C. Fransen, R. V. Jolos, and P. von Brentano, *Nucl. Phys. A* **677**, 100 (2000).
- [23] C. W. Beausang, C. J. Barton, M. A. Caprio, R. F. Casten, J. R. Cooper, R. Krücken, B. Liu, J. R. Novak, Z. Wang, M. Wilhelm, A. N. Wilson, N. V. Zamfir, and A. Zilges, *Nucl. Instrum. Methods A* **452**, 431 (2000).
- [24] M. Elvers, S. Pascu, T. Ahmed, T. Ahn, V. Anagnostatou, N. Cooper, C. Deng, J. Endres, P. Goddard, A. Heinz, G. Ilie, E. Jiang, C. Küppersbusch, D. Radeck, D. Savran, N. Shenkov, V. Werner, and A. Zilges, *Phys. Rev. C* **84**, 054323 (2011).
- [25] M. Wilhelm, E. Radermacher, A. Zilges, and P. von Brentano, *Phys. Rev. C* **54**, R449 (1996).
- [26] K. S. Krane, R. M. Steffen, and R. M. Wheeler, *At. Data Nucl. Data Tables* **11**, 351 (1973).
- [27] T. K. Alexander and J. S. Forster, *Adv. Nucl. Phys.* **10**, 197 (1978).
- [28] P. Petkov, J. Gableske, O. Vogel, A. Dewald, P. von Brentano, R. Krücken, R. Peusquens, N. Nicolay, A. Gizon, J. Gizon, D. Bazzacco, C. Rossi-Alvarez, S. Lunardi, P. Pavan, D. R. Napoli, W. Andrejtscheff, and R. V. Jolos, *Nucl. Phys. A* **640**, 293 (1998).
- [29] G. G. Seaman, N. Benczer-Koller, M. C. Bertin, and J. R. MacDonald, *Phys. Rev.* **188**, 1706 (1969).
- [30] W. M. Currie, *Nucl. Instrum. Methods* **73**, 173 (1969).
- [31] G. Winter, *Nucl. Instrum. Methods* **214**, 537 (1983).
- [32] E. Adamides, J. Sinatkas, L. D. Skouras, A. C. Xenoulis, E. N. Gazis, C. T. Papadopoulos, and R. Vlastou, *Phys. Rev. C* **34**, 791 (1986).
- [33] S. Heinze, Computer program ARBMODEL, University of Cologne, 2008 (unpublished).
- [34] N. Pietralla, P. von Brentano, A. Gelberg, T. Otsuka, A. Richter, N. A. Smirnova, and I. Wiedenhöver, *Phys. Rev. C* **58**, 191 (1998).
- [35] J. D. Holt, N. Pietralla, J. W. Holt, T. T. S. Kuo, and G. Rainovski, *Phys. Rev. C* **76**, 034325 (2007).