

Origin of Dipole Strength in Atomic Nuclei

- History of studies on E1 strength
- The Pygmy Dipole Resonance
- Outlook



Andreas Zilges
University of Cologne

supported by: **DFG** (ZI 510/7-1, INST 216/544-1)

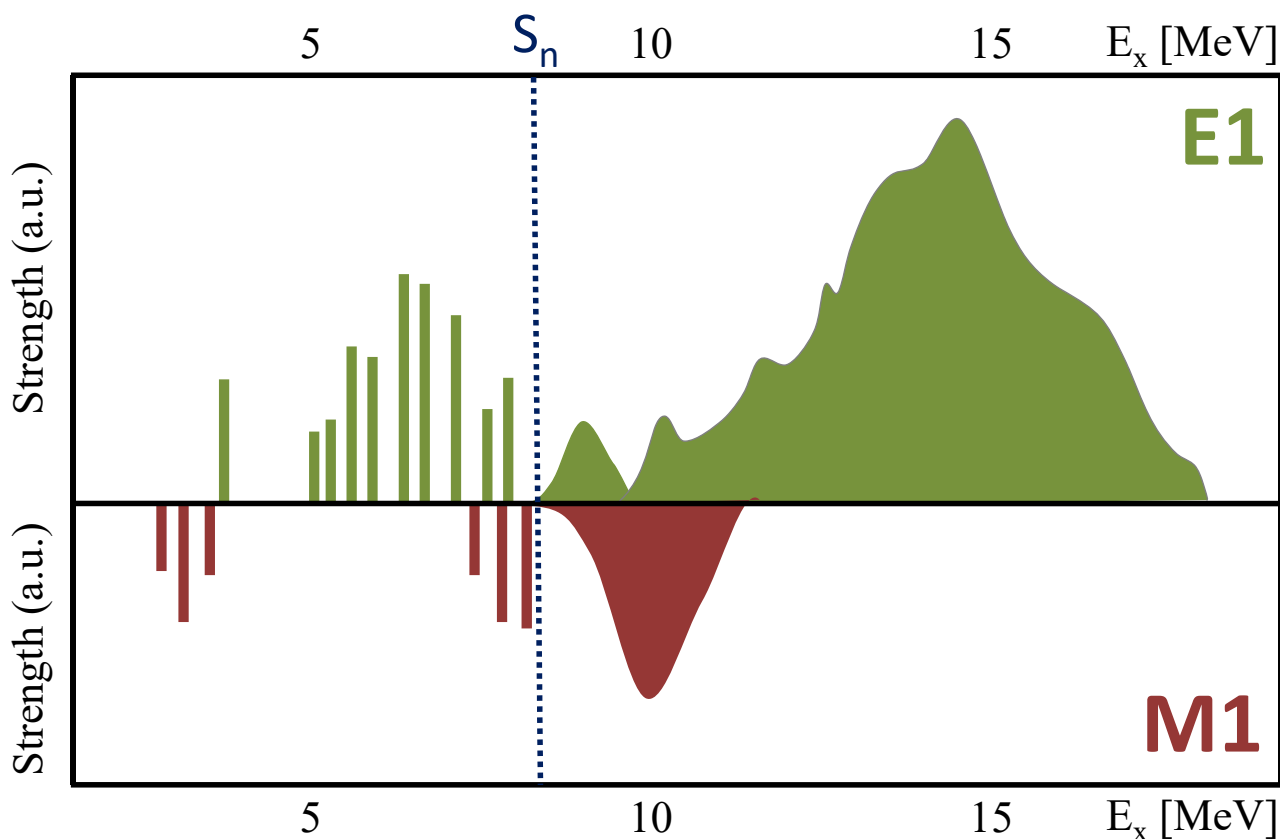


Bundesministerium
für Bildung
und Forschung (05P2015 ELI-NP)

Nuclear Photonics • Monterey • October 2016

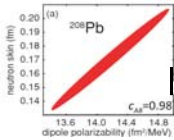
www.montereybayaquarium.org

Dipole photoresponse of atomic nuclei



Relevance of E1 strength


- Connection to neutron skin, neutron star radius
- Slope of symmetry energy in Equation of State
- Impact on nucleosynthesis
- Isotope identification



P.-G. Reinhard and W. Nazarewicz, PRC 81 (2010) 051303(R)


J. Piekarewicz et al., PRC 85 (2012) 041302(R)

J. Erler et al., PRC 87 (2013) 044320



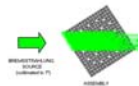
A. Carbone et al. PRC 81 (2010) 041301(R)

B.A. Brown and A. Schwenk, PRC 89 (2014) 011307(R)



S. Goriely, PLB 436 (1998) 10

E. Litvinova et al., NPA 823 (2009) 26



W. Bertozzi et al., NIM B 241 (2005) 820

B.J. Quiter et al., IEEE Trans. Nucl. Science 58 (2011) 400

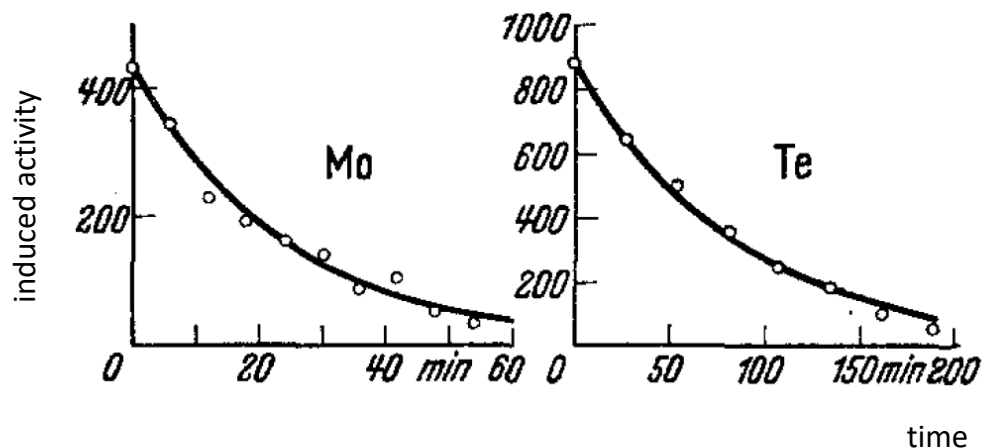
Giant Dipole Resonance (GDR)

1937: Atomumwandlungen durch γ -Strahlen.

Von **W. Bothe** und **W. Gentner** in Heidelberg.

Z. Phys. 106 (1937) 236

irradiation with photons with $E_\gamma \sim 17$ MeV from ${}^7\text{Li}(p,\gamma)$



Giant Dipole Resonance (GDR)

1938: Nuclear Photo-effects

THE beautiful experiments of Bothe and Gentner¹ on the ejection of neutrons from heavier nuclei by means of γ -rays with energy of about 17 M.v. resulting from impact of protons on lithium, have revealed a remarkable selectivity of these nuclear photo-effects. ...

N. BOHR.

Universitetets Institut
for Teoretisk Fysik,
Copenhagen, \oslash
Jan. 31.

nature **141** (1938) 326

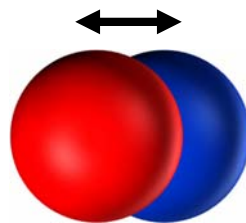
Giant Dipole Resonance (GDR)

1944:

QUADRUPOLE AND DIPOLE γ -RADIATION OF NUCLEI

By A. MIGDAL

J. Phys. (USSR) **8** (1944) 331



Giant Dipole Resonance (GDR)

1947:

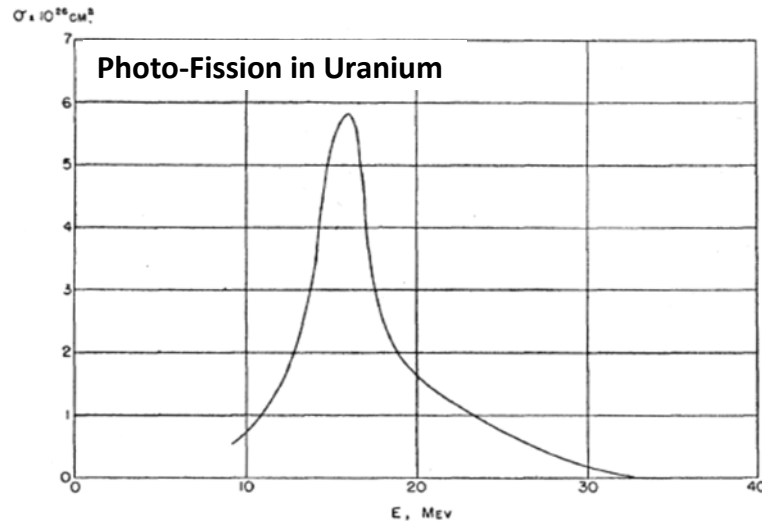
Photo-Fission in Heavy Elements*

G. C. BALDWIN AND G. S. KLAIBER

Research Laboratory, General Electric Company, Schenectady, New York

Phys. Rev. **71** (1947) 3

irradiation with bremsstrahlung photons
from 100 MeV betatron

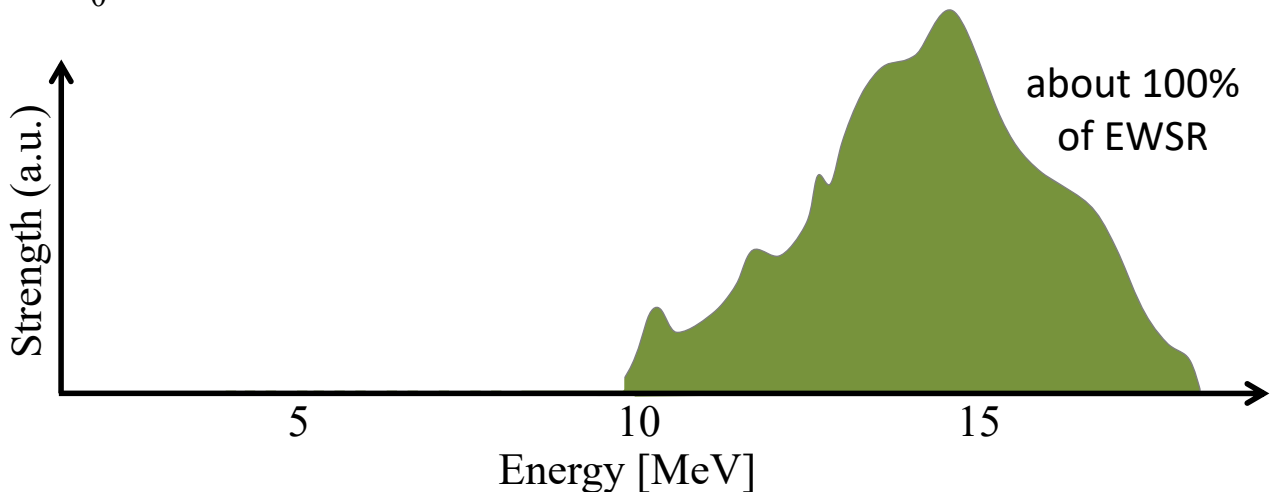
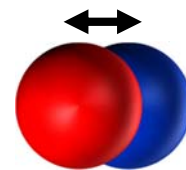


Giant Dipole Resonance (GDR)

$$E_x = 31 A^{-1/3} + 21 A^{-1/6}$$

$$\int_0^{\infty} \sigma(E) dE = 60 \frac{NZ}{A} \text{MeV} \cdot \text{mb}$$

GDR



Pygmy Dipole Resonance (PDR)

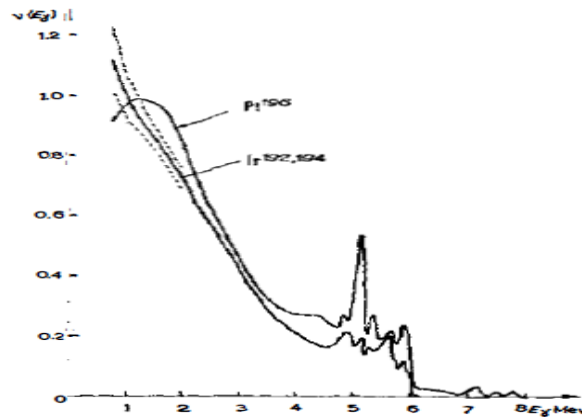
1961:

NEUTRON CAPTURE GAMMA RAYS¹

By G. A. BARTHOLOMEW

Neutron Physics Branch, Chalk River Project, Atomic Energy of Canada Limited

Ann. Rev. Nucl. Sci. 11 (1961) 259




Pygmy Dipole Resonance (PDR)

1971:

Three-Fluid Hydrodynamical Model of Nuclei*

*R. Mohan, M. Danos, and L.C. Biedenharn,
Phys. Rev. C 3 (1971) 1740*

Z protons, **Z** neutrons, **N-Z** excess neutrons



Pygmy Dipole Resonance (PDR)

1986:

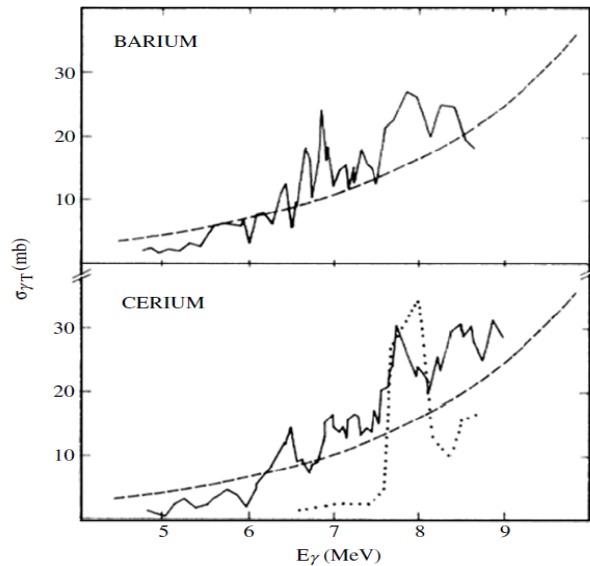
Photon interactions below 9 MeV in Ba and Ce

R. M. Laszewski

Nuclear Physics Laboratory and Department of Physics, University of Illinois at Urbana-Champaign, Champaign, Illinois 61820
(Received 20 March 1986)

Phys. Rev. C **34** (1986) 1114

(γ, γ') using
tagged photons



Pygmy Dipole Resonance (PDR)

1997:

Dipole excitations to bound states in ^{116}Sn and ^{124}Sn

K. Govaert,* F. Bauwens, J. Bryssinck, D. De Frenne, E. Jacobs, and W. Mondelaers
Vakgroep Subatomaire en Stralingsfysica, University Gent, Proeftuinstraat 86, 9000 Gent, Belgium

L. Govor

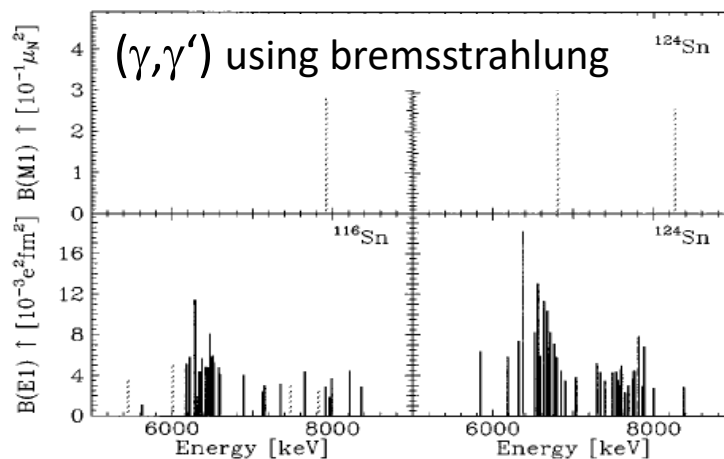
Russian Research Center "Kurchatov Institute," Moscow, Russia

V. Yu. Ponomarev

Bogoliubov Laboratory of Theoretical Physics, JINR, Dubna, Russia

(Received 22 December 1997)

Phys. Rev. C **57** (1997) 2229



Pygmy Dipole Resonance (PDR)

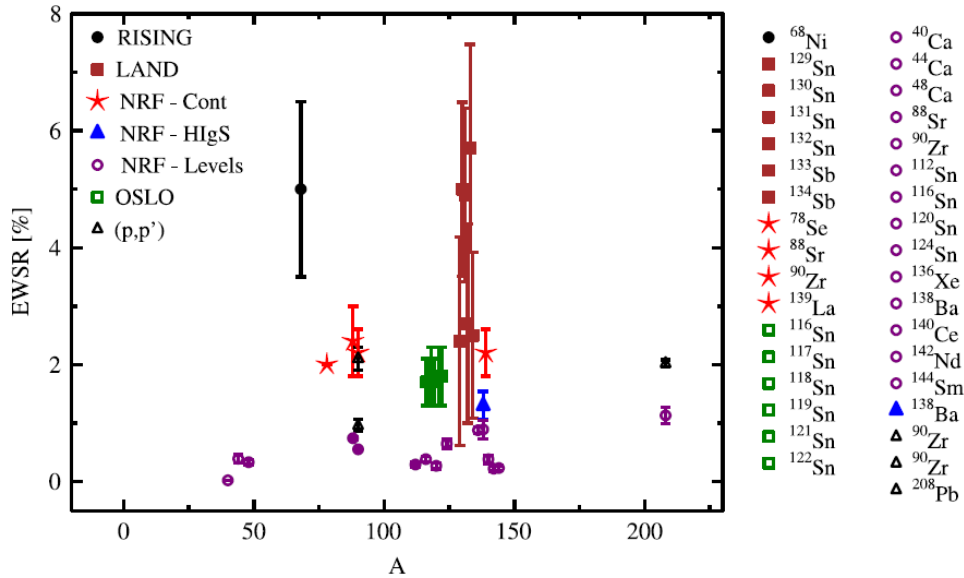
2013:

Review

Experimental studies of the Pygmy Dipole Resonance


D. Savran^{a,b,*}, T. Aumann^{c,d}, A. Zilges^e

Prog. Part. Nucl. Phys. **70** (2013) 210



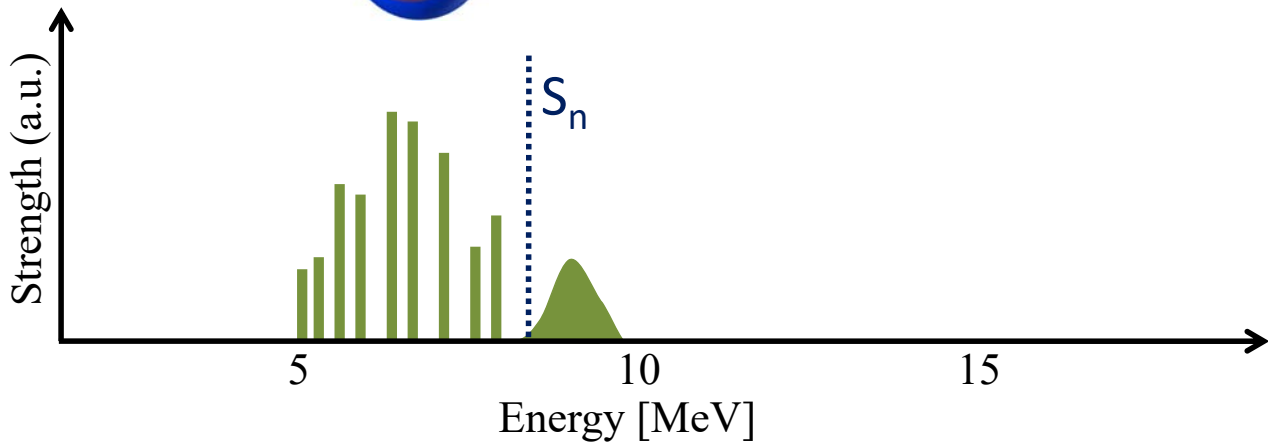
Pygmy Dipole Resonance (PDR)

PDR



$E_x = 5-10$ MeV

about 1-5% of EWSR




Two phonon excitations: quadrupole-octupole ($2^+ \otimes 3^-$)

1962: SCATTERING OF ALPHA-PARTICLES BY A VIBRATIONAL NUCLEUS*

By L. J. TASSIE†

[Manuscript received February 8, 1962]

Austr. J. Phys. 15 (1962) 135



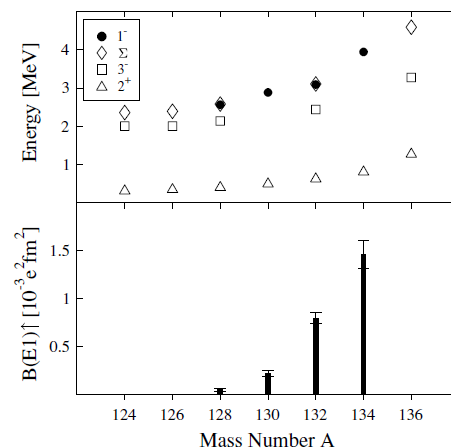
Two phonon excitations ($2^+ \otimes 3^-$)

2006: TOPICAL REVIEW

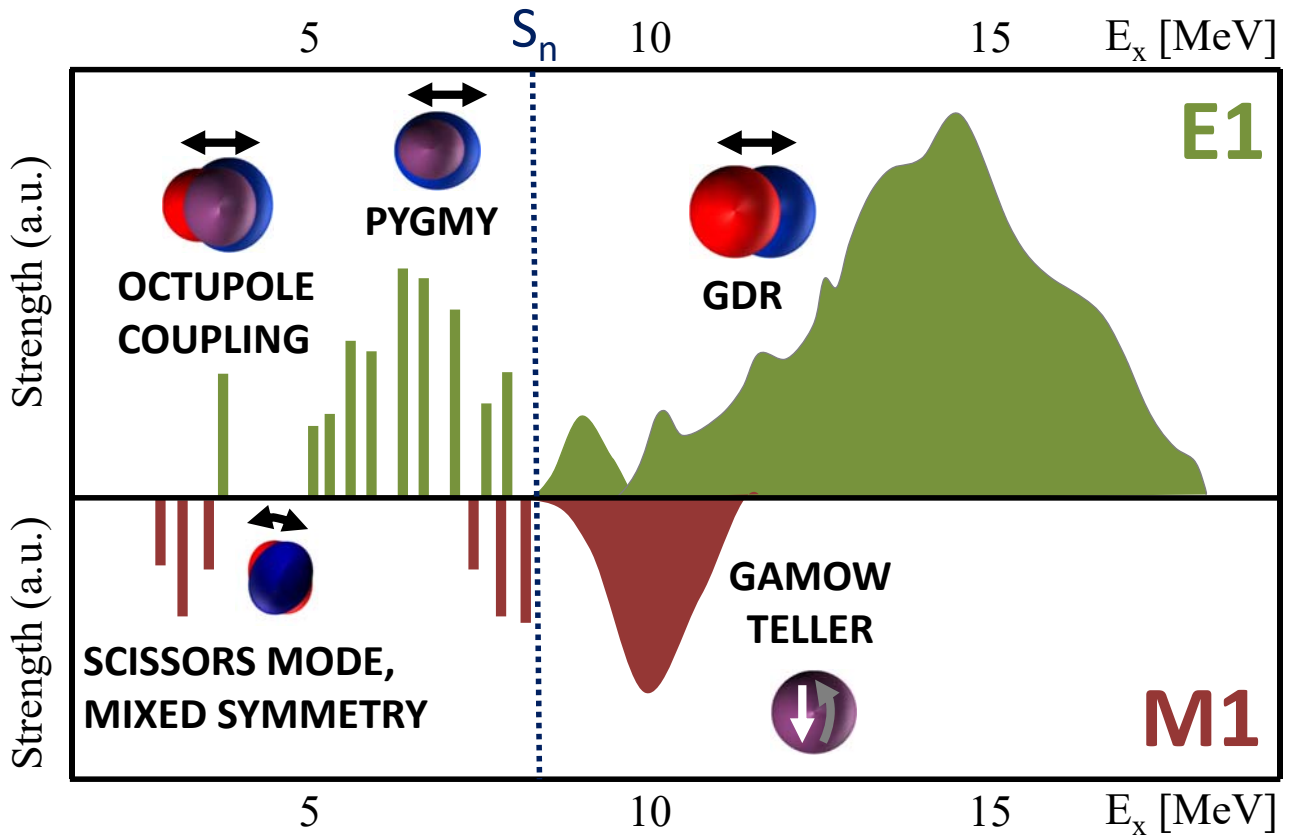
Low-lying dipole modes in vibrational nuclei studied
by photon scattering

Ulrich Kneissl¹, Norbert Pietralla² and Andreas Zilges³

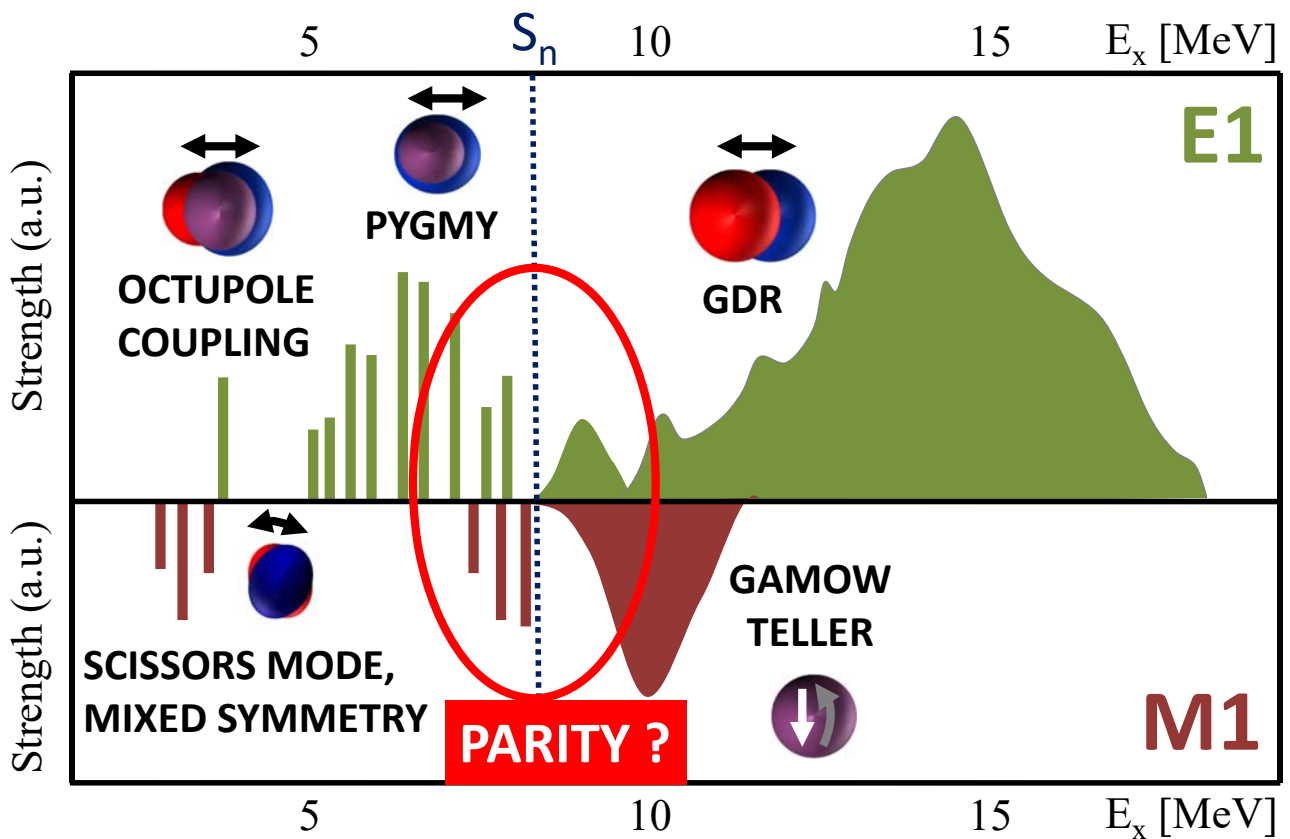
J. Phys. G. **32** (2006) R217



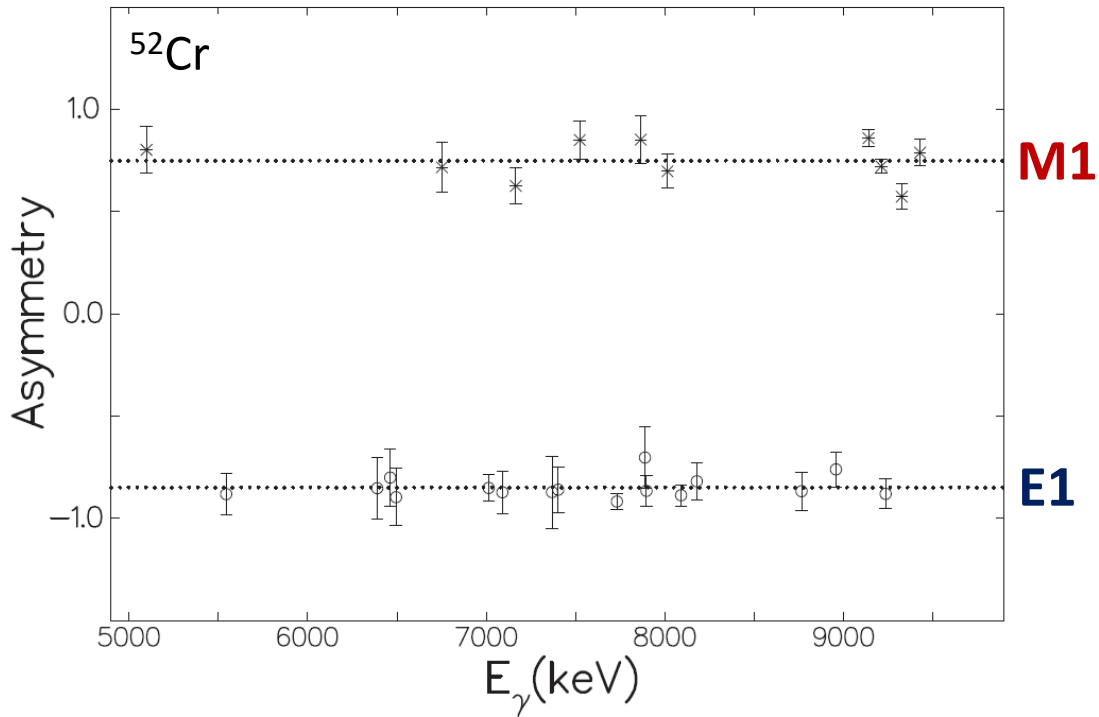
Dipole photoresponse of atomic nuclei



Dipole photoresponse of atomic nuclei

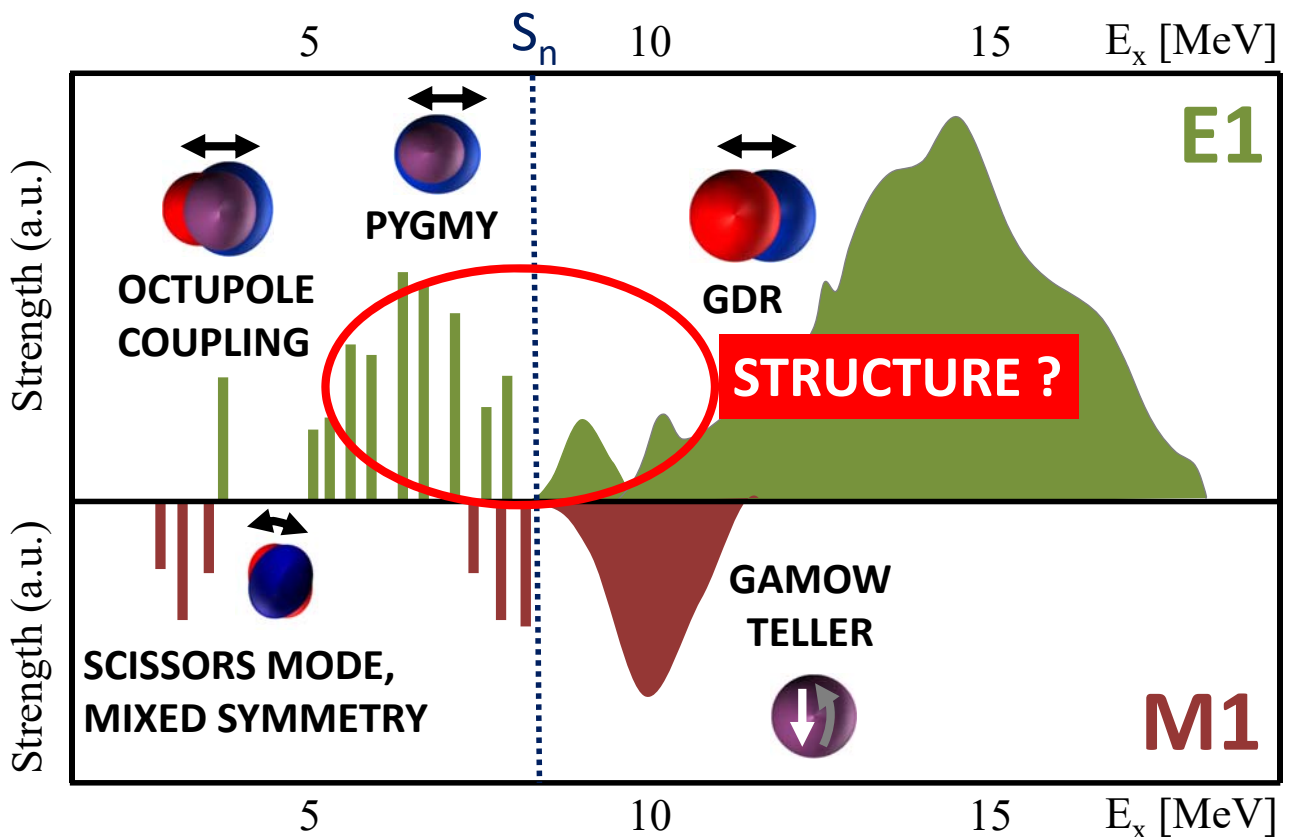


Polarized photons: A parity-meter

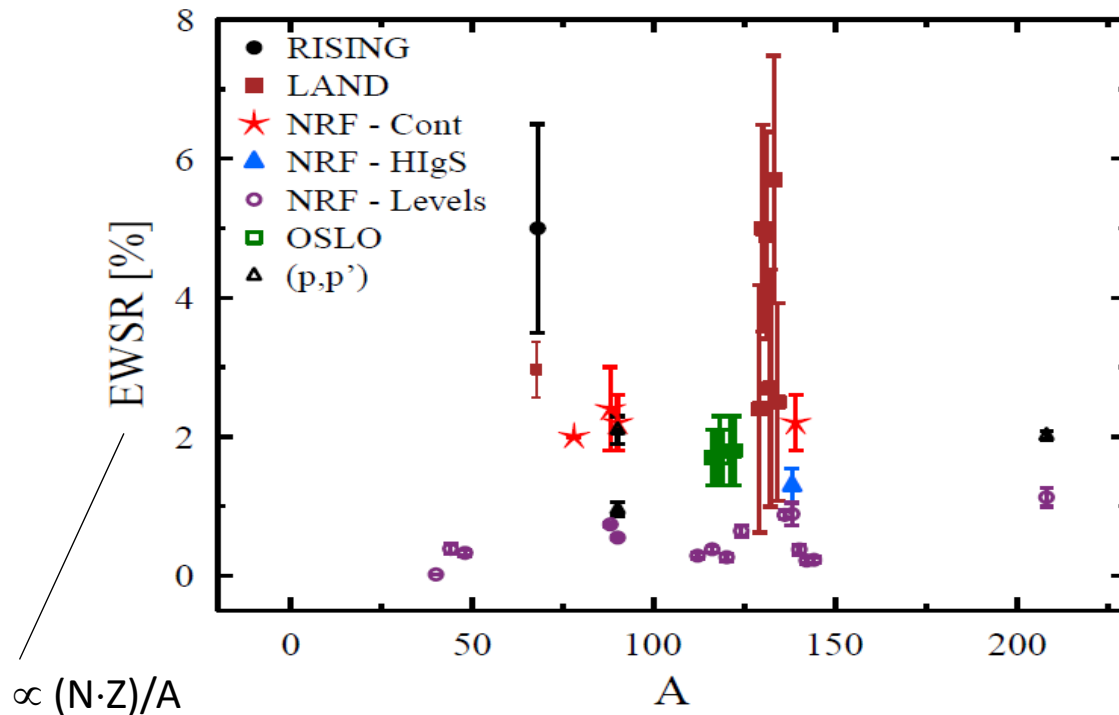


Krishichayan et al., Phys. Rev. C **91**, 044328 (2015)

Dipole photoresponse of atomic nuclei



Summed B(E1) strength of "Pygmy" excitations



D. Savran, T. Aumann, and A. Zilges, PPNP 70 (2013) 210

Structure of the Pygmy Dipole Resonance

- Response to isoscalar/isovector probes
- Decay to excited states → Deniz Savran: We1-2
- Single-particle structure

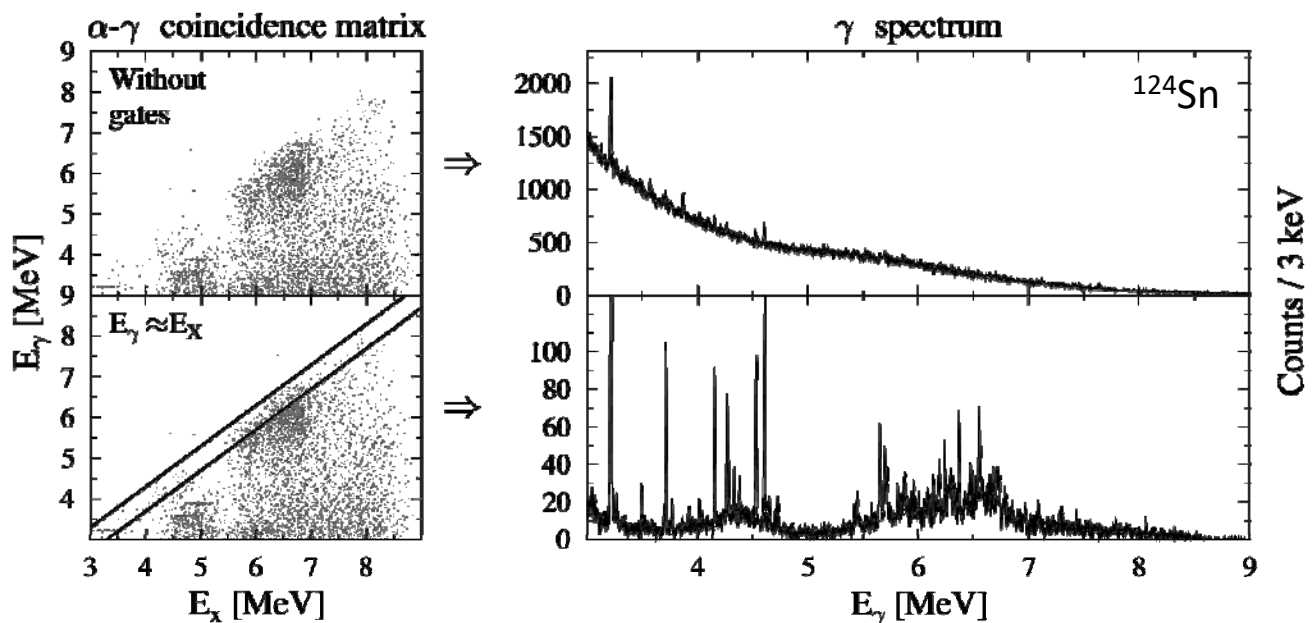
Testing the isospin structure: (γ, γ') vs. (α, α') or (p, p')

	(γ, γ') or Coulex	(α, α') @ 30 MeV/A or (p, p') @ 80 MeV/A
Interaction	electromagnetic	strong
Location of interaction	whole nucleus ($kR \ll 1$)	surface
Isospin	isovector E1 excitations	dominant isoscalar
Multipolarity	E1, M1, E2	E0, E1, E2, E3, ...

A coincident detection of the γ decay enhances the selectivity (and possibly the energy resolution) $\rightarrow (\alpha, \alpha'\gamma)$ and $(p, p'\gamma)$

T.D. Poelheken et al., PLB 278 (1992) 423

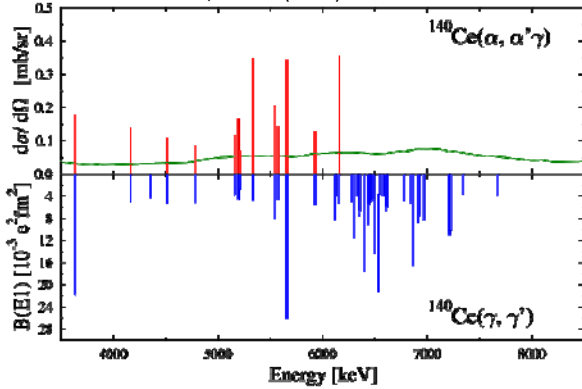
Selectivity of $(\alpha, \alpha'\gamma)$ experiments



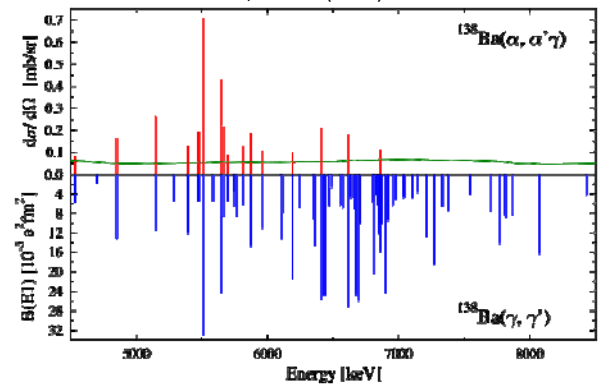
J. Endres et al., PRL 105 (2010) 112503
J. Endres et al., PRC 85 (2012) 064331

Splitting of strength: Experimental results

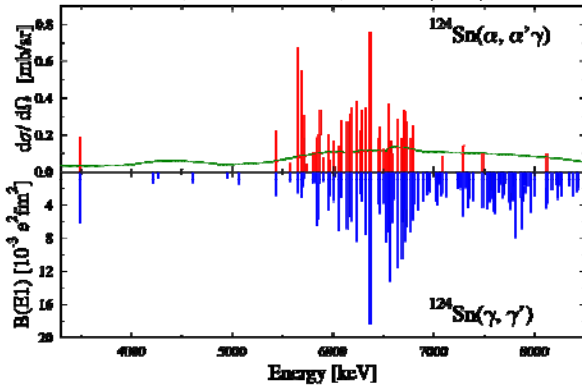
D. Savran *et al.*, PRL **97** (2006) 172502



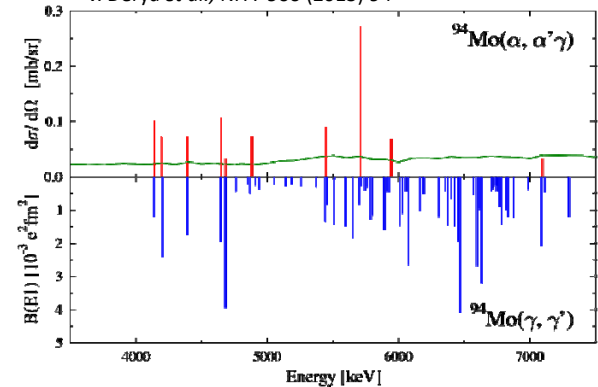
Janis Endres *et al.*, PRC **80** (2009) 034302



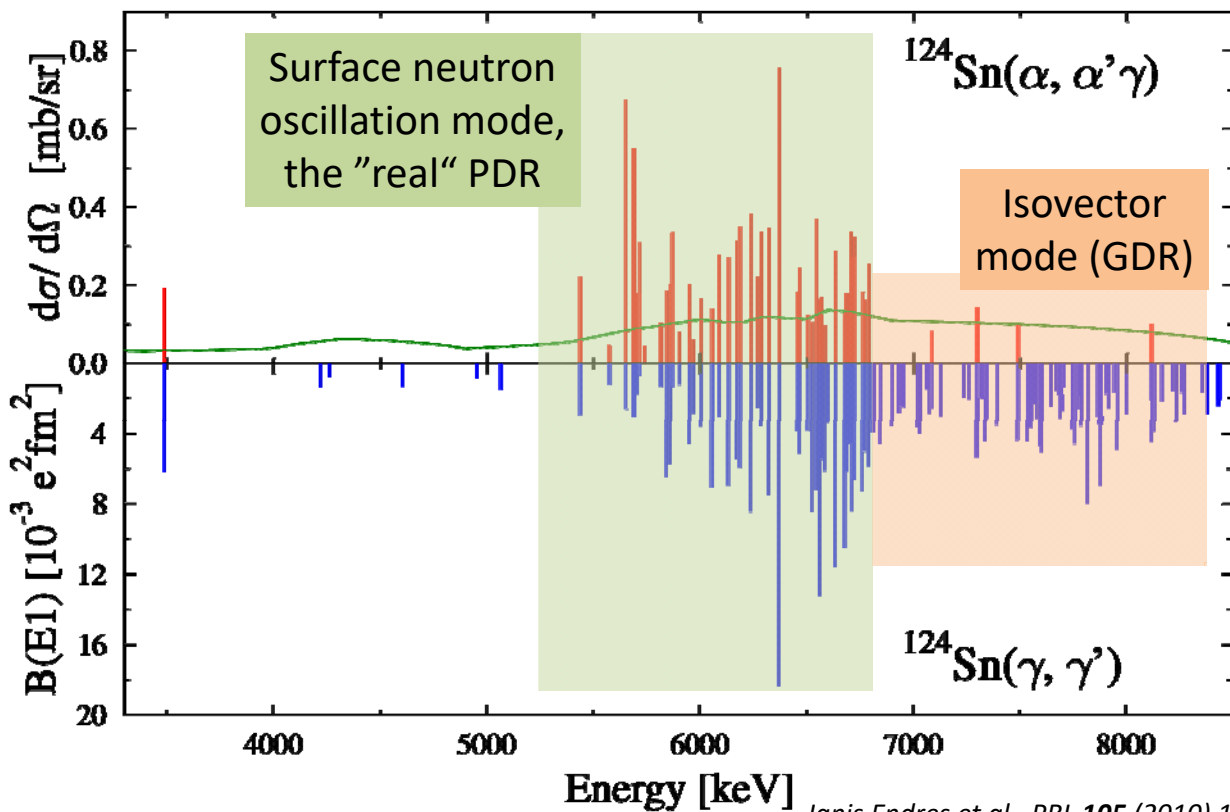
Janis Endres, E.Litvinova *et al.*, PRL **105** (2010) 212503



V. Derya *et al.*, NPA **906** (2013) 94



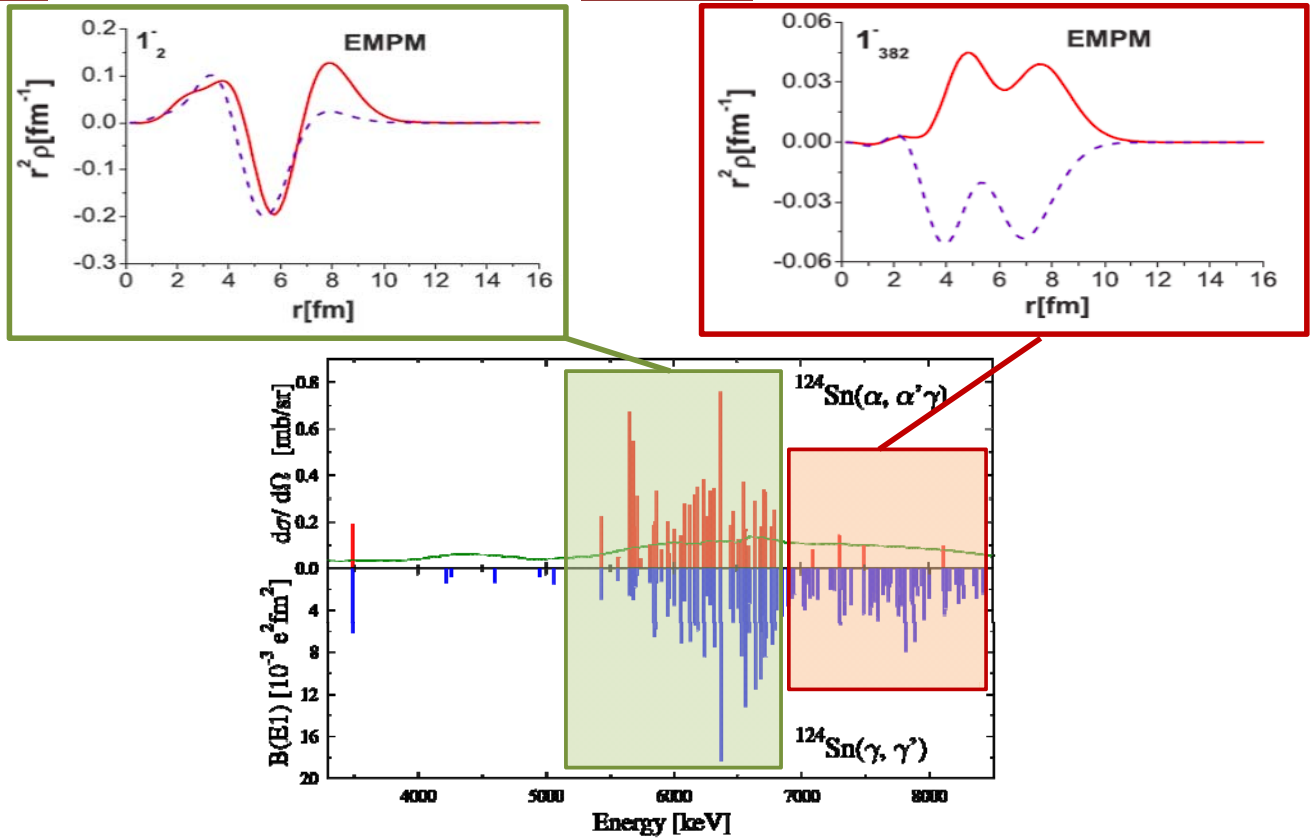
Splitting of the PDR: Interpretation from RQTBA



Janis Endres *et al.*, PRL **105** (2010) 112503

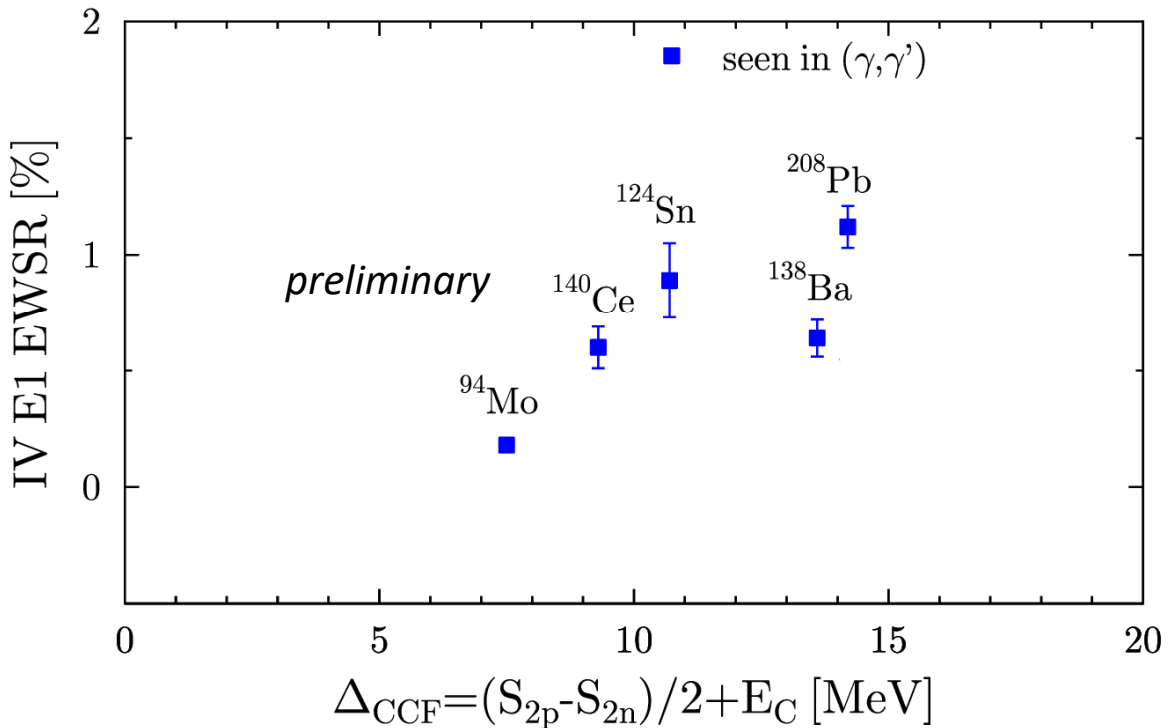
Janis Endres *et al.*, PRC **85** (2012) 064331

Splitting of the PDR: Theoretical interpretation



D. Bianco et al., PRC 86 (2012) 044327

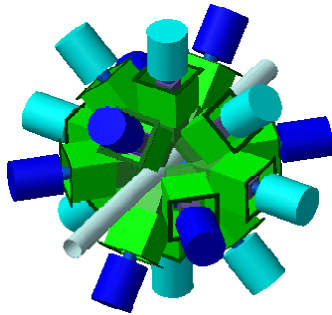
Summed E1 strength derived from (α, α')



Isospin structure of the PDR in stable nuclei: The CAGRA campaign 2016 @ RCNP

$(\alpha, \alpha'\gamma)$ @ $E_\alpha = 130$ MeV and $(p, p'\gamma)$ @ $E_p = 80$ MeV
combining Grand Raiden spectrometer and
16 Compton suppressed HPGe Clover detectors

CAGRA



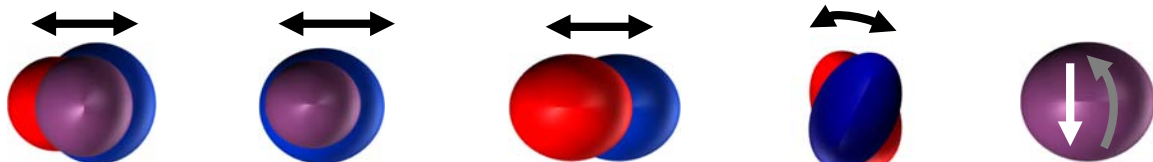
GRAND RAIDEN



Collaboration: Argonne – Cologne – KVI – Darmstadt – Milano – **Osaka** – NSCL

Conclusions

- The dipole response of atomic nuclei is complex including various fine structures.
- Different “collective” features emerge: Two-phonon excitations, PDR, GDR, mixed-symmetry states, scissors mode.
- Parity determination is mandatory.
- Measurements of various observables enable to determine structural differences and test theoretical models.



Potential of a polarized, tunable, high-intensity photon beam with very narrow band width

- Sensitive scanning of the photoresponse from the lowest energies to the 15-20 MeV region.
- Examination of smallest target samples including radioactive isotopes.
- Selective population and observation of all decay channels (γ -decay branchings, neutrons, protons, fission).

Looking forward
to ELI-NP!



Origin of Dipole Strength in Atomic Nuclei



V. Derya, M. Färber, J. Mayer, M. Müscher,
S.G. Pickstone, P. Scholz, M. Spieker,
M. Weinert, J. Wilhelmy, and A. Z.
Institut für Kernphysik, University of Cologne



M.N. Harakeh
KVI Groningen, The Netherlands



B. Löhner, D. Savran
Extreme Matter Institute EMMI, Darmstadt

supported by: **DFG** (ZI 510/7-1, INST 216/544-1, and BCGS)

